




NUEVA ECIIA II ELECTRIC COOPERATIVE, INC. – Area 2
 Maharlika Highway, Diversion
 San Leonardo, Nueva Ecija
 Telefax No.: 044 – 940 - 9040
 e-mail address: neecoi_area2@yahoo.com


BREAKDOWN OF GENERATION CHARGE
APRIL 2026


SOURCE	Type of Procurement	ERC Case No.	Type of Source	% Total kWh Purchased	(A) Kwh Purchased	(B) Basic Generation Cost (Php)	(C) Other Adjustments (DAA,NSS, and Other Billing Adjustments) (Php)	(D = B + C) Total Generation Cost for the Month (Php)	[D/A] Average Generation Cost (Php/kWh)
1. Masinloc Power Co. Ltd. (MPCL)	PSA	2025-116 RC	Coal	57.62%	17,943,750.00	102,066,216.59		102,066,216.59	5.6881
2. Therma Luzon Inc. (TLI)	PSA	2025-066 RC	Coal	59.03%	18,383,749.82	102,750,007.83	- 1,067,247.51	101,682,760.32	5.5311
WESM	N/A	N/A	N/A	-17.19%	5,352,660.12	- 6,167,010.72		- 6,167,010.72	1.1521
SELF GENERATION								0	
SALE FOR RESALE								0	
NET METERING	N/A	N/A	Solar	0.31%	96,166.90	604,947.48		604,947.4800	
TOTAL				100%	31,140,977.00	199,254,161.18	- 1,067,247.51	198,186,913.67	6.3642


Prepared by:

 John Oliver C. Santiago
 Strategic Planning & Rate Analyst

Checked by:

 Engr. Jean Lorraine J. Valino
 SPRPSET Section Head

Reviewed by:

 Engr. Dennis Duane C. Sotto
 SPRPSET Division Chief

Noted by:

 Engr. Luisito G. Lorente
 CITET - Department Manager

Approved By:

 Engr. Clarence Ariston M. Paredes
 Acting General Manager